

KEGIATAN PEMBELAJARAN 1

A. Tujuan Pembelajaran

Setelah kegiatan pembelajaran 1 ini peserta didik diharapkan dapat :

1. Mengidentifikasi makna, tujuan komunikasi, struktur teks, dan unsur bahasa yang terdapat dalam teks interaksi transaksional lisan dan tulis yang terkait dengan tindakan memberikan ucapan selamat dan menanggapiya sesuai dengan konteks penggunaannya.
2. Menyusun teks interaksi transaksional lisan dan tulisan terkait tindakan memberikan ucapan selamat dan menanggapiya sesuai dengan konteks penggunaannya .
3. Berinteraksi dengan tepat menggunakan ungkapan dan pernyataan berkaitan dengan tindakan memberikan ucapan selamat dan menanggapiya sesuai dengan konteks penggunaannya.

B. Uraian Materi

Practice 1

Let's practice the dialogue.

Read the following dialogues and practice the dialogues with your friend!

Dialogue 1



Gambar 2

<http://id.gofreedownload.net/>

Dialogue 2

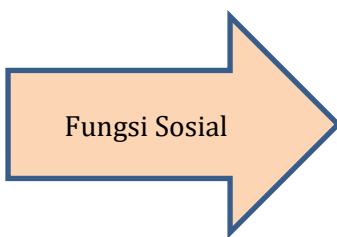


Gambar 3

<https://www.kompasiana.com/hsm/55008e97a3331159735111f8/>

Bagaimana menurut kalian kedua percakapan di atas? Apakah kalian dapat memahami percakapan tersebut? Dapatkah kalian identifikasi ungkapan dan respons yang digunakan dalam kedua percakapan tersebut? Well done...You are fantastic!

Marilah kita bahas ungkapan-ungkapan yang biasanya diucapkan dalam memberikan selamat beserta responsnya.



Fungsi Sosial

- meningkatkan interaksi dan komunikasi dengan orang lain
- mengungkapkan rasa bahagia atau perasaan positif atas sebuah kesuksesan
- menjaga hubungan baik diantara teman, rekan kerja, teman sekelas, dll.



Congratulating Expressions

Congratulations!

- I'm very happy of you!
- That's wonderful!
- Good for you!
- Best of luck!
- Well done!
- Fantastic job!
- You must be very happy with your achievement.
- Please accept my warmest congratulation
- I must congratulate you on your success!
- Happy Birthday
- Happy New Year
- Happy Eid Mubarak
- Happy Anniversary
- Let me congratulate you
- I would be the first to congratulate you on...
- I would like to congratulate you on
- Please accept my warmest congratulations.
- May I congratulate you.
- It was great to hear about...
- Well done!

Responses for
Congratulating

- It's very good of you to say so
- Thank you, I can't forget your help to me
 - How nice of you to say so
- Thank you very much for saying so
 - I'm glad you think so
- Oh, actually it's nothing special
 - Oh, I have a lot to learn yet
 - Oh, not really
 - Oh, nothing to it, actually
 - Oh thanks'

Practice 2

Read the following Congratulation Card!



Gambar 4

<https://www.holidaycardsapp.com/cards>

Pernahkah kalian menerima atau mengirimkan surat ucapan selamat? Di negara barat, mengirimkan kartu ucapan selamat seperti mengucapkan selamat atas kelulusan, kenaikan pangkat, mendapatkan juara, dll. adalah hal yang lazim dilakukan. Dengan mengirimkan kartu ucapan selamat, kita dapat mengirimkan pesan dengan hangat dan personal. Dari kartu ucapan di atas, dapatkan kalian identifikasi ungkapan apa yang digunakan dalam memberikan selamat?

Struktur umum dari kartu ucapan selamat tergantung bentuk dan design kartunya, dan biasanya terdapat beberapa elemen berikut, yaitu :

- **Receiver**

Kepada siapa kartu ucapan itu ditujukan? Tulislah nama penerima jika diperlukan.

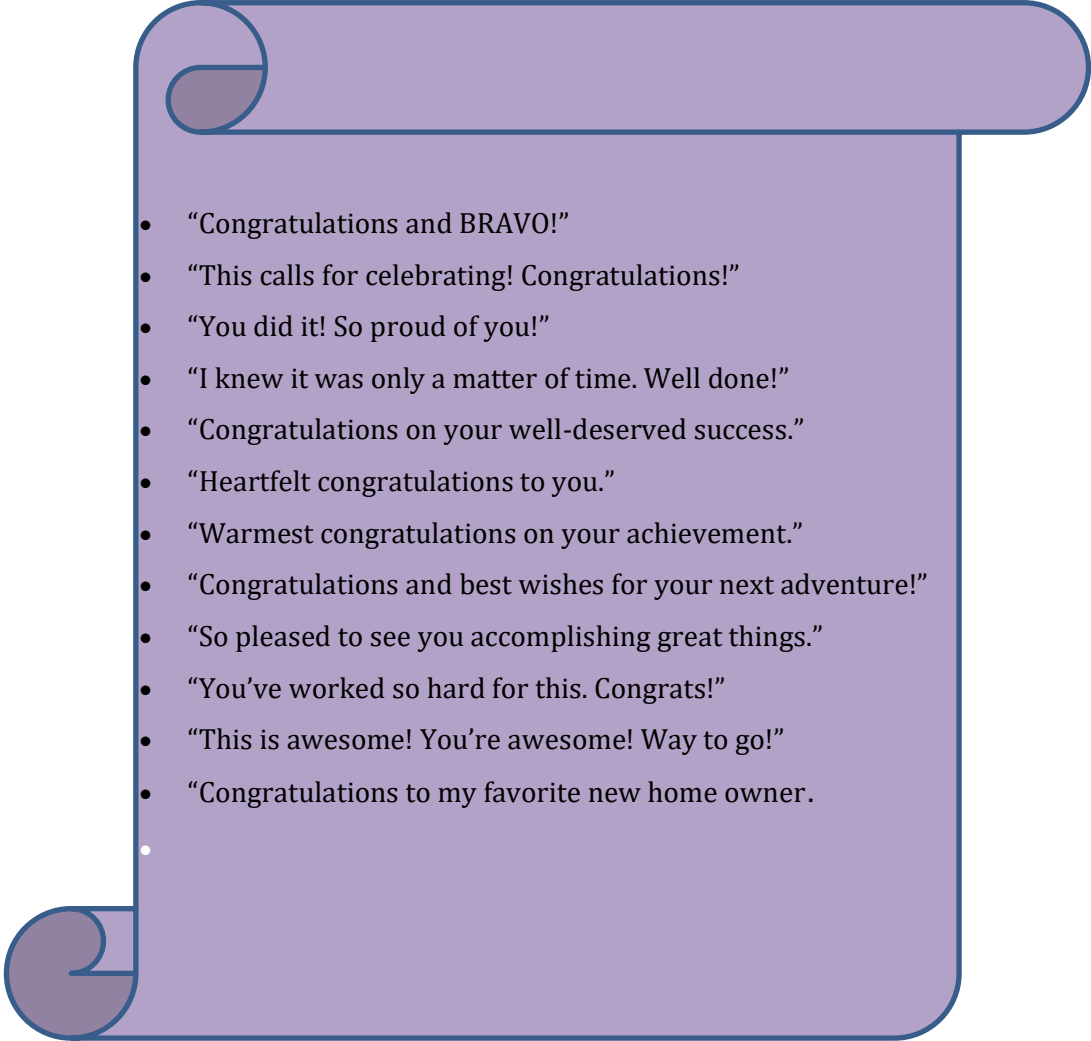
- **Body**

Biasanya bagian ini berisi tulisan yang menarik dengan dilengkapi beberapa unsur yaitu:

Quote : Kutipan yang berhubungan dengan peristiwa.

Picture : Lengkapi kartu ucapan anda dengan gambar agar menarik.

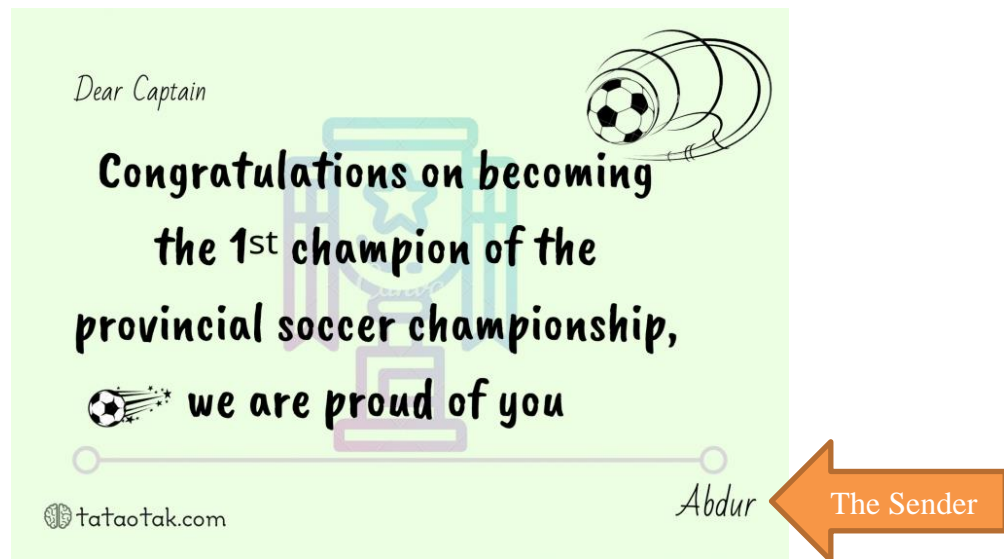
Expression : Gunakan Congratulation Expression.

- 
- "Congratulations and BRAVO!"
 - "This calls for celebrating! Congratulations!"
 - "You did it! So proud of you!"
 - "I knew it was only a matter of time. Well done!"
 - "Congratulations on your well-deserved success."
 - "Heartfelt congratulations to you."
 - "Warmest congratulations on your achievement."
 - "Congratulations and best wishes for your next adventure!"
 - "So pleased to see you accomplishing great things."
 - "You've worked so hard for this. Congrats!"
 - "This is awesome! You're awesome! Way to go!"
 - "Congratulations to my favorite new home owner."

- **Sender**

Siapa pengirim kartu ucapan tersebut? tuliskan nama pengirim jika diperlukan.

Contoh:



Gambar 5

<https://tataotak.com/contoh-greeting-card/>

Nah...apakah kalian sekarang sudah memahami ungkapan mengucapkan selamat baik itu diucapkan secara langsung maupun melalui kartu ucapan selamat? Jika sudah memahaminya, berlatihlah mengucapkan kalimat ucapan selamat tersebut dan cobalah membuat kartu ucapan selamat agar kalian lebih fasih lagi.

C. Rangkuman

Untuk mempermudah kalian mengingat akan ungkapan-ungkapan mengucapkan selamat, berikut ini adalah ringkasan dari materi yang telah kita bahas.

Expression of Congratulation digunakan untuk memberikan kata selamat kepada seseorang atas prestasi atau pencapaiannya. Ucapan selamat juga bisa diucapkan untuk perayaan tertentu seperti ulangtahun, acara pernikahan, Hari Raya, dan masih banyak lagi. Ungkapan selamat yang biasanya diucapkan misalnya:

- Congratulation my friend!
- Congratulation on your promotion.
- Congratulation for your graduate.
- Let me congratulate on your success.
- I congratulate you on your achievements.
- Congratulation on your success.
- Congratulation on your achievements.
- Good job!
- Nice work!
- It was really great to hear about.
- You are fantastic!
- That's excellent of you!
- Well done, congratulation for you
- Wishing you happiness, love, and joy on your wedding day.
- Congratulations to the proud parents of such a sweet baby!



Semoga kalian semakin faham ya tentang bagaimana cara memberikan ucapan selamat kepada orang lain sehingga akan menjadikan motivasi dan inspirasi kalian untuk mencapai kesuksesan di masa depan. Teruslah berlatih agar kalian makin terbiasa menggunakan Bahasa Inggris.

D. Penugasan Mandiri

Untuk tugas mandiri, carilah referensi mengenai ungkapan memberikan selamat kepada orang lain dan menanggapiya dari berbagai sumber agar kalian lebih memperkaya pengetahuan dan keterampilan kalian.

Latihlah mengungkapkan ungkapan itu secara lisan dengan memperhatikan pelafalan kata dan intonasinya. Latihlah secara berulang-ulang agar kalian lebih fasih dalam berbicara dalam Bahasa Inggris.



<http://perpustakaan-smasteroyk.blogspot.com/2012/10/uts-2012.html>

E. Latihan Soal

Practice 1

Complete the following dialogues with the sentences given in the box!

- How nice of you to say so.
- Congratulation on your wedding.
- Congratulations.
- Thank you very much.

1. Nadya : I heard that you have married with Andy, is it right?
Bella : Of course yes. We were married last month.
Nadya : *Wow! ...*
Bella: Thank you so much.
2. Moni: Elly, would you like to try this cake?
Ellyy : Sure, thanks. What is the occasion?
Moni : I just graduated at last grade of Senior High School.
Elly : I must congratulate you on being the smartest student.
Moni : Oh,
3. Alma: I heard you got promoted today to become a supervisor.
Charlie: I did. I've been waiting for this day to come
Alma: Congratulations, then. Wish you all the best luck!
Charlie: Good luck for you, too.



4. Coach: It was a great match! ..., Dan! How do you feel now?
Dan: This is unbelievable. Did I really beat him?
Coach: What are you talking about? You deserve it
Dan: I'd never be able to do this without you, Coach. Thank you!

Practice 2
Let's Speak Up

After you have finished completing Practice 1, try to practice the dialogue with your friend. Pay attention to the pronunciation and the intonation.

Practice 3

Let's Talk
Complete the following dialogue based on the situation given and practice it with your friends.

Situation : Your neighbour and also your best friend, Hamid, is accepted as an exchange student in University of Tokyo. He had studied hard to join this program and he had competed with more than 500 other students across the country.

- You : Hamid, is the news true?
Hamid :.....
You :.....
Hamid :.....
You :.....
Hamid :.....

Practice 4

- Make a congratulating card about one of the following topics. Choose one!**
- a. **Your friend has just been announced as the winner of the National Athletic Championship**
 - b. **Your neighbor has just got a promotion as a General Manager.**
 - c. **Your sister has just passed her Mathematics Olympiad.**

To :..... Your.....
--

Bagaimana? Apakah kalian sudah mampu menyelesaikan Practice 1, 2 dan 3? Sekarang cek hasil kerja kalian dengan membandingkannya dengan kunci jawaban berikut ini.

Kunci jawaban dan Pembahasan Latihan Soal Kegiatan Pembelajaran 1

Practice 1

1. Congratulation on your wedding
2. How nice of you to say so
3. Thank you very much
4. Congratulations

Practice 2

Apakah kalian sudah mempraktikkan dialog pada Practise 2 di atas? Gunakan indikator pada tabel di bawah ini untuk mengukur seberapa mahir keterampilan kalian dalam menguasai struktur teks, pengucapan dan intonasi. Jika masih kurang tepat lakukan pengulangan praktik sampai semua kriteria menjadi tepat.

Kriteria	Indikator
Struktur Teks	Tepat
	Kurang Tepat
	Tidak Tepat
Pengucapan (Pronunciation)	Tepat
	Kurang tepat
	Tidak Tepat
Intonasi	Tepat
	Kurang tepat
	Tidak Tepat

Practice 3

Kemungkinan jawaban yang diberikan:

Situation : Your neighbour and also your best friend, Hamid, is accepted as an exchange student in University of Tokyo. He had studied hard to join this program and he had competed with more than 500 other students across the country.

You : Hamid, is the news about the exchange student true?

Hamid : Yes, It is. I am accepted as an exchange student in University of Tokyo.

You :Wow..congratulation Hamid.

Hamid :Thank you. I have studied hard for that.

You :Yes, I know how you prepared for the program. You deserve it.

Hamid :Thanks a lot.

Practice 4

Jawaban beragam sesuai pilihan situasi.

Kemungkinan kalimat yang dapat digunakan dalam isi Congratulating Card:

1. I'd like to congratulate you on your success as the winner of the National Athletic Championship. You deserve it.
2. Congratulation on your promotion. Well Done
3. I know you can do it. Good job!

KEGIATAN PEMBELAJARAN 2

A. Tujuan Pembelajaran

Setelah kegiatan pembelajaran 2 ini peserta didik diharapkan dapat:


1. Mengidentifikasi makna, tujuan komunikasi, struktur teks, dan unsur bahasa yang terdapat dalam teks interaksi transaksional lisan dan tulis yang terkait dengan tindakan memuji dan menanggapi sesuai dengan konteks penggunaannya.
2. Menyusun teks interaksi transaksional lisan dan tulisan terkait tindakan memuji dan menanggapi sesuai dengan konteks penggunaannya.
3. Berinteraksi dengan tepat menggunakan ungkapan dan pernyataan berkaitan dengan tindakan memuji dan menanggapi sesuai dengan konteks penggunaannya.

B. Uraian Materi

Practice 1

Let's practice the dialogue.

Dialogue 1



Gambar 7

<https://www.pendidikangratis.id/latihan-soal-tema-4-keluargaku-subtema-4-kebersamaan-dalam-keluarga/>

Dialogue 2



Gambar 8

<https://www.pngwing.com/id/free-png-zdjck>

Setelah membaca kedua dialog di atas, dapatkah kalian pahami maksud dari pernyataan yang ada didalamnya? That's right. Pernyataan di dalam kedua dialog di atas adalah ungkapan memuji dan responsnya. Tentu kalian pernah memuji hasil karya orang lain? Atau prestasi yang telah diraih orang lain? Ungkapan seperti 'You are a diligent girl' atau 'You are amazing' dapat digunakan untuk memuji orang lain sebagai bentuk penghargaan dan menjaga hubungan baik dengan sesama.

Ungkapan memuji (compliment) adalah sebuah ungkapan yang sangat berguna untuk menyemangati orang lain agar dapat melakukan yang terbaik. Kalian akan mengucapkan ungkapan pujian dalam percakapan sehari-hari misalnya ketika seseorang telah melakukan yang terbaik, ketika kalian berkunjung ke rumah seseorang untuk pertama kalinya, atau bahkan jika ada hal baru dari penampilan diri teman kalian.

Ada banyak ungkapan lain yang dapat diucapkan sebagai bentuk pujian (compliment) kepada orang lain. Berikut adalah ungkapan compliment dalam berbagai bentuk kalimat:


1. Your + Noun Phrase + is/looks/sounds/tastes + (really) + Adjective
Your dress is really beautiful!
Your mom looks so young and fit
Your voice sounds amazing
Your cooking tastes very delicious

2. I + (really) + like/love + Noun Phrase
I really like your poem
I like your new haircut. You look cool.
I love this cake! You baked it yourself?

3. This/That + is + (really) + Adjective + Noun Phrase
This is the best song I've listened to this year
That's an awesome painting
This is really a great talent
That is really a breathtaking landscape

4. What a/an + Adjective + Noun Phrase
What a lovely house!
What a cute kitten!
What an amazing painting

5. Idioms
You are a smart cookie
You are out of this world
You rock
You slay
You killed it!
That's my man!




Ketika mendapat pujian, sudah sepatutnya kita memberi jawaban yang baik sebagai bentuk apresiasi atau penghormatan. Normalnya, kita pasti akan merasa senang saat dipuji kan? Maka dari itu, kita bisa membalas pujian dari orang dengan ucapan terima kasih atau kalimat-kalimat di bawah ini.

Responding to a compliment:

- Thanks/Thank you.
- Thank you for saying that.
- I appreciate that.
- That means a lot.
- That's really nice/kind of you.
- It's all because of...
- You too.
- I'm glad you enjoyed/liked it.
- I'm glad you think so.
- I worked hard on it.

Berikut ini adalah contoh percakapan yang lebih panjang dengan ungkapan memuji (complimenting) dan menanggapi.

Alya: I think that you look very cute today.
Bunga: Is that right? This is a brand-new outfit.
Alya: What store did you get it from?
Bunga: I went to a boutique and picked it out.
Alya: I love your outfit right now.
Bunga: Well, I think you look nice today too.
Alya: Thanks. I found these new shoes earlier at the store.
Bunga: I think that those are some really nice shoes.
Alya: Really. The price isn't too expensive.
Bunga: I'm going to go get a pair for myself.



Dari pemaparan materi tentang ungkapan memuji (complementing) dan responsnya di atas, apakah kalian sudah bisa memahaminya lebih baik lagi? Good....You Rock!

C. Rangkuman

Untuk mempermudah kalian mengingat akan ungkapan-ungkapan mengucapkan selamat, berikut ini adalah ringkasan dari materi yang telah kita bahas. Compliment (pujian) merupakan suatu kata untuk mengekspresikan kekaguman atau rasa bangga. Biasanya Pujian kita sampaikan kepada orang yang sudah cukup karib dengan kita, seperti sahabat, keluarga ataupun saudara.



Expressions of Compliment

- Good job
- You really look good today
- You are the best
- Your voice sounds amazing
- Nice work
- you are amazing
- I like your new haircut. You look cool.
- wow, great!
- you rock!
- you are wonderful
- very good
- so fine
- super!
- That's an awesome painting
- What a lovely house!

D. Penugasan Mandiri

Untuk tugas mandiri, carilah referensi mengenai penggunaan unsur kebahasaan Pronouns dalam ungkapan memuji dan menaggapinya atau konteks penggunaan lainnya dari berbagai sumber agar kalian lebih memperkaya pengetahuan dan keterampilan kalian.

Latihlah membuat kalimat-kalimat memuji teman dan responsnya dan latihlah cara mengucapkan kalimat-kalimat tersebut. Kalian pasti akan lebih baik dalam keterampilan menulis dan berbicara.

E. Latihan Soal

Practice 1

Complete the dialogue with the sentences given in the box!

- Thanks. They're limited edition.
- I am glad you think so.
- What an outstanding student she is.
- It was very beautiful

1. Indri: Hi, Ajeng. I heard that your daughter scores the highest grades in the class.
Ajeng: Yes, she does.
Indri: ...
Ajeng: Thanks.
Indri: You must be very proud of her.
Ajeng: Of course, I am

2. Mike: Hey, are they new shoes?
Edward: Yeah. I bought them yesterday.
Mike: I have to admit that I'm jealous of your shoes.
Edward: ...
Mike: No wonder they're really superb. Lucky you!

3. Mindo: Linda, how was the scenery on the mountain?
Linda: ...Mindo, just like in the movie
Mindo: Really? I would like to go there someday
Linda: Yes, you should go there and take some pictures.
Mindo: Yeah Linda, wish me luck.

4. Hena: Wina, I heard you joined a speech contest. How was the result?
Wina: Yes, Hena. Thanks to God, I got the first place.
Hena: Really? Wow you're such a talented student Wina!
Wina: Haha!
Hena: You make me proud, my friend.

Practice 2

Match the expressions of compliment with the appropriate responses.

Column A	Column B
1. I was just admiring your bag. It's really nice.	A. That's really kind of you. We have practiced for two months.
2. You looked great at the drama performance last night!	B. I appreciate that. Painting is my passion.
3. What a great Motorcycle you have, Budi.	C. Thank you. It's a handmade.
4. Wow, what a yummy presentation!	D. Thank you, Hardi. I just finished modifying it.
5. You are such a talented painter!	E. That's nice of you to say that. I'm glad you like the taste.

Practice 3

Let's Talk

Complete the following dialogue based on the situation given and practice it with your friends.

Situation : You have just heard that your friend, Santi, has won an English Speech Competition. You congratulate her and give compliment to her because you know that she has worked hard on the competition:

You :

Santi :

You :

Santi :

You :

Santi :

