

KEGIATAN PEMBELAJARAN 1

A. Tujuan Pembelajaran

Setelah kegiatan pembelajaran 1 ini peserta didik diharapkan dapat:

1. mengidentifikasi makna, tujuan komunikasi, struktur teks, dan unsur bahasa yang terdapat dalam teks interaksi transaksional lisan dan tulis yang terkait dengan jati diri, dan hubungan keluarga sesuai dengan konteks penggunaan.
2. meminta dan memberi informasi tentang jati diri dan hubungan keluarga dengan menggunakan struktur teks yang tepat sesuai konteks penggunaan.
3. melakukan interaksi dengan tepat menggunakan ungkapan dan pernyataan berkaitan dengan tindakan memberi dan meminta informasi terkait tentang jati diri dan hubungan keluarga sesuai dengan konteks waktu yang tepat.

B. Uraian Materi

Practice 1

Let's practice the dialogue.

Read the following dialogues and practice the dialogues with your friend!


Dialogue 1



Gambar 2

<https://www.shutterstock.com/image-vector/illustration-little-boys-shaking-hands-528169735>

Dialogue 2



Gambar 3

<https://clipartstation.com/two-young-business-man-shaking-hands-isolated-on-white/>

Apakah kalian bisa memahami kedua dialog diatas? Dapatkah kalian identifikasi ungkapan yang digunakan dalam kedua dialog tersebut? Great. You are the best student.

Practice 2

Read the following letter carefully and pay attention to the expression of introducing yourself!

Hi Liam,

How are you? My name's Juan and I'm from Rio de Janeiro in Brazil. I'm eleven years old. How old are you?

I'm tall, I've got black hair and brown eyes. I've got one sister and two brothers.

I've got a dog called Pedro. Have you got any pets? I like football, beach volleyball and music. What do you like?

I speak Portuguese (the language in Brazil) and English. What languages do you speak?

It's sunny and hot in Rio. What's the weather like where you live in Canada?

Please write soon.

Best wishes,
Juan

Gambar 4

learnenglishkids.britishcouncil.org

Berdasarkan surat tadi, dapatkah kalian identifikasi tindakan memberi dan meminta informasi terkait jati diri dan keluarga? Great. Supaya kalian semakin faham, berikut ini adalah penjabaran tentang ungkapan Tindakan memberi dan meminta informasi terkait jati diri dan keluarga.

1. Fungsi Sosial:

Fungsi sosial dari ungkapan memperkenalkan diri adalah agar masyarakat atau orang sekitar kita mengetahui jati diri kita.

2. Struktur teks

a) Opening

Hi, hello, hey

b) Content

Asking and Responding expressions

Asking

What's your name?

What's his/her name?

How old are you?

Where do you come from?

Who is your favorite figure?

c) Pre closing

I must go, I have to go, it's time to go, nice to meet you, good to see you, pleased to meet you

d) Closing

See you, good bye, bye, I'll see you then, thank you for your attention

Responding

My name's ...

His/her name is ...

I'm 17 years old

I come from Canada

He's/She's ...



3. Unsur Kebahasaan

a) Introducing Myself

Formal Introduction	Responses
<ul style="list-style-type: none"> • Good morning. My name is..... • Please, allow me to introduce myself. I am ... • May I introduce myself? I am • How do you do? My name is..... • I am Dewi / My name's Dewi • Let me introduce myself • Hi, I'm Baskara. • Hello, my name's Baskara. • Good evening. My name is Baskara. • May I introduce myself? I'm Baskara. • Let me introduce myself. My name is Baskara. 	<ul style="list-style-type: none"> • Good morning, how do you do? • How do you do, nice to meet you? • Oh, hello, nice to meet you • I am/ my name's • Hi /Hello Mr • Hi, I'm Renata. Glad to meet you. • Hello. My name's Renata. Pleased to meet you. • Good evening. I'm Renata. How do you do? • How do you do? My name is Rena. Nice to meet you.

Formal introduction is used when you introduce yourself to someone older or higher position job or when you are at the formal meeting.

b) Introducing Myself

Informal introduction	Responses
<ul style="list-style-type: none"> • Hello, I am.....Nice to meet you • Hi, I am.....Nice to meet you • Excuse me. I am what's your name? • Hi, what's your name 	<ul style="list-style-type: none"> • Hi, I am Nice to meet you • Hello, I am Nice to meet you • I am • Hello. I am / My name's

Informal introduction is used when you introduce yourself to someone at about the same age with you. Informal introduction id used in a informal situation.

c) Introducing Others

Formal	Responses
<ul style="list-style-type: none"> • Good morning, may I introduce our guest here, • His name is... • Mr.this ismy friend in this office. • I 'd like to introduce you to Mr. Sandy • Dewi, let me introduce you to • Shifa, may I introduce you to • Mr. Alax, allow me introduce you to Miss ... 	<ul style="list-style-type: none"> • How do you Mr./Mrs. ...nice to meet you. • My name is
Informal	Responses
<ul style="list-style-type: none"> • Let me introduce my friend, her name is Ana. • Anna this is Chris my friend here. • Rini, this is Andy, Edi and Topan • Oh ... Dewi, I d like you to meet • By the way, do you know each other? • Do you know Baskara? • Have you met Baskara? • This is a friend of mine, Renata. • Baska this is Rena, my friend. • May I introduce our new member, Mr. Rafael Romero? • Please allow me to introduce our new District Manager. • Let me introduce you to Mr. Iskandar our Marketing Manager. Mr. Iskandar, this is Mr. Hermawan from Borneo Plantation Company. 	<ul style="list-style-type: none"> • Hello Anna, glad to meet you. • Hello Oky, I am Bara. • Glad to see you • How do you do nice to meet/see you • No, I don't think so. • No, I haven't. • Hi, glad to meet you. I'm Renata. • Hello, Renata. Pleased to meet you. • I'm glad to know you. • It's nice to meet you. • How do you do? • How do you do? It's very nice to meet you.

Contoh Introducing ourself

Good morning all, allow me to introduce myself in. My name is Anggita Pridani. I was born in Jakarta on April 13 1998. I now live in Bandung Right now I stayed at my grandma's house. Now allow me to introduce myself further. I like travelling, and small things like reading, watching, and spent my free time by doing nothing. Okay now about me and my family, I am the second child in my family. I have a little sister, and she is an elementary student. My father is a teacher which is named Arifin Surya. While my mother is a housewife. I love my family more than anything. Well that's my introduction this time. Pleased to meet you.

Contoh Introducing Others (family and other people)

Hi, class! Let me introduce my cousin. His name is Tom Walker. His nick name is Walker. He was born in Seattle, 16 April 2005. He is here, because his father became an ambassador in Indonesia. His hobby is reading scientific book and swimming. His favorite food is fried chicken. His favorite drinks is fresh water. He want to be an army. His favorite film is adventuring. His Favorite song is Californication. I think, that's enough. If you have questions about him, he will answer happily. Thank you!

Itulah konsep mengenai tindakan memberi dan meminta informasi terkait jati diri dan keluarga yang harus kalian fahami. Bagaimana mudah bukan? Latihlah ungkapan-ungkapan tersebut dengan teman kalian agar kalian dapat memiliki kemampuan berbicara Bahasa Inggris dengan baik.

C. Rangkuman

Untuk mempermudah kalian mengingat akan ungkapan-ungkapan tindakan memberi dan meminta informasi terkait jati diri dan keluarga, berikut ini adalah ringkasan dari materi yang telah kita bahas.

Fungsi social dari ungkapan memperkenalkan diri adalah agar orang lain mengenal tentang diri kita dan keluarga.

Ungkapan yang lazim digunakan untuk memperkenalkan diri:

- *Let me introduce myself, my name is ...*
- *I would like to introduce myself. I am ...*
- *Allow me to introduce myself I am ...*
- *I want to introduce myself. My name is/I am ...*
- *Good morning/afternoon/evening, my name is ...*
- *Hello/Hi everybody. I am ...*
- *I like ... (hobbies)*
- *My favourite ... (color, food, drink, subject, etc)*



Ungkapan yang umum digunakan untuk memperkenalkan orang lain:

- - *I would like to introduce you to ...*
- - *Let me introduce you to ...*
- - *I would like you to meet...*
- - *I want to introduce you to...*
- - *Hi Erna, This is Soni, Soni, this is Erna.*
- - *I have two brothers, they are ...*
- - *My father is a ...*
- - *My mother works as ...*

Respons ungkapan memperkenalkan diri/orang lain :

- *Good morning, how do you do?*
- *How do you do, nice to meet you?*
- *Oh, hello, nice to meet you*
- *I am / my name's*
- *Hi /Hello Mr*
- *Hi, I'm.... Glad to meet you.*

Structure of the text (Struktur teks) memperkenalkan diri/orang lain adalah:

- *Opening*
- *Content*
- *Pre closing*
- *Closing*

Semoga kalian semakin faham ya tentang bagaimana cara memperkenalkan diri atau memperkenalkan orang lain. Teruslah berlatih agar kalian makin terbiasa menggunakan Bahasa Inggris.

D. Penugasan Mandiri

Untuk tugas mandiri, carilah referensi mengenai ungkapan tindakan memperkenalkan diri atau oranglain dari berbagai sumber agar kalian lebih memperkaya pengetahuan dan keterampilan kalian.

Latihlah mengungkapkan ungkapan itu secara lisan dengan memperhatikan pelafalan kata dan intonasi nya. Latihlah secara berulang-ulang agar kalian lebih fasih dalam berbicara dalam Bahasa Inggris.

E. Latihan Soal

Practice 1

Fill in the following blanks with information about yourself. You can pick some information from the boxes.

Let me introduce myself

- Hi, my name's
- I'm from (country)
- I live in (city)
- I'm years old.
- My birthday is on
- I'm a student at
- My favorite subject is
- My favorite sport is
- There are people in my family.
- They are
- My father is a and my mother a
- I would like to be a because
- My hobby is
- In my free time, I also like
- I don't like
- My favorite food is
- My favorite drink is
- My favorite day of the week is because
- My favorite month is because
- My favorite singer (or band) is
- I like (movies).
- My favorite place is I like it because
- The most beautiful place in my country is
- I study English because

Months

January
February
March
April
May
June
July
August
September
October
November
December

School subjects

Geometry and Trigonometry
English
Reading, Oral and Written Expression
Physical Education
Chemistry
Clubs
Tutorial

Hobbies - Free time activities

- reading, painting, drawing
- playing computer games
- surfing the Internet
- collecting stamps/coins/...
- going to the cinema
- playing with friends
- playing with my dog
- going to the park/beach/...
- listening to music
- shopping, singing, dancing
- travelling, camping, hiking



Because...

- ... I like it a lot.
- ... I think it's important.
- ... there are many things to see and do.
- ... I have to.
- ... I can relax there.
- ... it's relaxing/popular/nice/...
- ... it's the last day of the week.
- ... I'm good at English/maths/...

Movies

action movie
comedy
romantic comedy
horror movie
sci-fi movie
war movie
thriller
animated cartoons

Jobs

teacher	policeman	doctor
nurse	builder	architect
civil servant	engineer	social worker
secretary	businessman	shop assistant
manager	fire fighter	shopkeeper
cleaner	postman	waiter/waitress

Gambar 5

Sumber : <https://www.eslbuzz.com/introduce-yourself-in-english/>

Practice 2

Let's Speak Up

After you have finished completing Practice 1, try to read it aloud in front of your friend. Don't forget to use the Text Structure of Introduction that you have learned before. Pay attention to pronunciation and intonation.

Practice 3

Let's Talk

Complete the following dialogue and practice it with with your friends.

Situation : You are going to introduce a new neighbour, Alya, to your friend, Kinar. Ask and give information related to hobby and favourite subject at school.



You : Hi, Kinar. I want to introduce our new neighbour. Her name is Alya.
Kinar :
Alya :
Kinar :
Alya :
Kinar :
Alya :
You : Let's play in the field. It is a bright day.
Kinar and Alya : Let's go.

Practice 4

Choose the best answer to the questions!

1. Annia : "Linda, May I introduce you to sister?. Everybody, this is Linda"
From the expression above, we know that Annia wants to
A. introduce herself
B. introduce others
C. greet other people
D. say goodbye in an event
E. congratulate someone
2. Jane wants to introduce Jack to her sister.
Jane : Jack, this is my sister Mona, and Mona this is Jack.
Jack : Nice to meet you.
Mona : Nice to meet you, too.
Jane : Mona, Jack likes watching movie. I think both of you have the same hobby.
Mona : Really? We should go to the movies together sometimes.
Who have the same hobby?
A. Jane and Jack
B. Jane and Mona
C. Jack and Mona
D. No one
E. All speakers

3. Tata is a new member of Teratai English Club. She introduced herself
 Tata : Ladies and gentlemen ...
 A. Allow me to introduce myself.
 B. I am happy to meet you.
 C. Let me introduce you to the audiences.
 D. May I introduce you to the audiences.
 E. Nice to meet you too.
4. Joko : Sri, ...
 Sri : I am delighted to meet you.
 Santo : I am delighted to meet you, too.
 A. Santo is my friend
 B. Santo wants to meet you
 C. Don't you know Santo is my friend
 D. Please introduce yourself
 E. I would like you to meet my friend, Santo.
5. Ladies and gentlemen, I'd like to introduce my self. ... I am an English Teacher.
 A. I am Nunu.
 B. I want you to call me Nunu.
 C. Call me Nunu.
 D. Nunu is good name, isn't it.
 E. Nunu is my friend.

F. Penilaian Diri

Isilah tabel penilaian diri berikut ini sesuai dengan kondisi sebenarnya!

No	Pernyataan	SS	S	TS	STS
1	Saya berdoa sebelum dan sesudah melakukan kegiatan belajar menggunakan modul ini.				
2	Saya belajar menggunakan modul ini secara terjadwal				
3	Saya mengerjakan modul ini sendiri tanpa bantuan orang lain				
4	Saya sudah memahami ungkapan Tindakan memberi dan meminta informasi terkait jati diri dan keluarga (Introducing myself and others)				
5	Saya dapat mengungkapkan kalimat pertanyaan dan pernyataan menggunakan ungkapan Tindakan memberi dan meminta informasi terkait jati diri dan keluarga (Introducing myself and others)				

- SS : Sangat Setuju
 S : Setuju
 TS : Tidak Setuju
 STS : Sangat Tidak Setuju

KEGIATAN PEMBELAJARAN 2

A. Tujuan Pembelajaran

Setelah kegiatan pembelajaran 2 ini peserta didik diharapkan dapat:

- mengidentifikasi penggunaan unsur kebahasaan pronoun: subjective, objective dalam teks interaksi transaksional lisan dan tulis yang terkait dengan jati diri, dan hubungan keluarga sesuai dengan konteks penggunaan.
- menyusun teks interaksi transaksional lisan dan tulis yang terkait dengan jati diri, dan hubungan keluarga sesuai dengan konteks penggunaan.

B. Uraian Materi

Selamat datang di kegiatan pembelajaran 2. Pada kegiatan ini, kita masih akan membahas tentang Tindakan meminta dan memberi informasi terkait jati diri dan keluarga (perkenalan diri dan orang lain). Untuk lebih memahami tentang ungkapan ini, ada salah satu unsur kebahasaan yang digunakan yaitu Pronouns. Untuk lebih memahami tentang penggunaan Pronouns dalam ungkapan perkenalan diri atau oranglain, bacalah dialog dibawah ini.

Read the following introduction, and focus on the underlined words!

- Stacey : *I don't think we have met. I am Stacey. (hold out hand to shake)*
Carl : *Hi Stacey. I'm Carl.*
Stacey : *Hi Carl. So, how do you know Jane?*
Carl : *Oh, Jane and I used to work together at a coffee shop.*
Stacey : *Oh, you mean when you were working in Japan?*
Carl : *That's right. And how do you know her?*
Stacey : *Actually, Jane is my cousin. Our moms are sisters.*
Carl : *No way! You two don't look anything alike.*

Penggunaan pronouns dalam memperkenalkan diri dan kegiatan komunikasi lainnya adalah untuk menghindari adanya pengulangan kata. Pronoun adalah sebuah kata yang menggantikan sebuah kata benda, seperti I, you, me, it, they, we, she, him, us.

*Alia wants to have many pen pals because **she** likes making friends. **Her** pen pals come from many parts of the world. Caroline introduces **her** to Hannah. Now Hannah becomes Alia's pen pals. Hannah likes **her** a lot.*

Ada beberapa jenis Pronoun, yaitu: subjective, objective, possessive adjectives, and possessive pronouns. Untuk lebih jelasnya, perhatikanlah table dibawah ini:

Subject Pronoun	Object Pronoun	Possessive Adjective	Possessive Pronoun
I	Me	My	Mine
You	You	Your	Yours
He	Him	His	His
She	Her	Her	Hers
It	It	Its	Its
We	Us	Our	Ours
You	You	Your	Yours
They	Them	Their	Theirs

Gambar 6

<https://medium.com/@lolibailey/personal-pronouns-72461fead3a7>

1. Subject Pronoun

Kata ganti subjek mengganti subjek dari sebuah klausa. Dalam bentuk orang ketiga, kata ganti subjek sering digunakan untuk menghindari pengulangan nama subjek.

Contoh:

I am 16.

You seem lost.

Jim is angry, and he wants Sally to apologize.

This table is old. It needs to be repainted.

We aren't coming.

They don't like pancakes.

2. Object Pronoun

Kata ganti objek digunakan untuk mengganti kata benda yang merupakan objek langsung atau tidak langsung dari sebuah klausa.

Contoh:

Give the book to me.

The teacher wants to talk to you.

Jake is hurt because Bill hit him.

Rachid recieved a letter from her last week.

Mark can't find it.

Don't be angry with us.

Tell them to hurry up!



3. Possessive Adjective/Determiner

Kata sifat kepunyaan bukanlah kata ganti, melainkan kata sandang. Namun, kita sebaiknya mempelajari kata sifat kepunyaan saat mempelajari kata ganti karena mirip dengan kata ganti kepunyaan. Kata sifat kepunyaan berfungsi sebagai kata sifat dan diletakkan sebelum kata benda yang dimodifikasi. Kata-kata ini tidak mengganti kata benda seperti kata ganti.

Contoh:

Did mother find my shoes?

Mrs. Baker wants to see your homework.

Can Jake bring over his baseball cards?

Samantha will fix her bike tomorrow.

The cat broke its leg.

This is our house.

Where is their school?



4. Possessive Pronoun

Kata ganti kepunyaan mengganti kata benda sebagai subjek atau objek dari sebuah klausa. Karena kata benda yang diganti tidak muncul di dalam kalimat, kata benda itu harus jelas diketahui dari konteks.

Contoh:

This bag is mine.

Yours is not blue.

That bag looks like his.

These shoes are not hers.

That car is ours.

Theirs is parked in the garage.

Bagaimana menurut kalian? Apakah kalian sudah memahami penggunaan Pronouns dalam ungkapan memperkenalkan diri dan oranglain? Great. You are the best student.

C. Rangkuman

Untuk memahami penggunaan ungkapan memperkenalkan diri dan orang lain, kalian harus memperhatikan salah satu unsur Bahasa yang digunakan yaitu pronouns. *Pronoun* merupakan salah satu unsur dalam *part of speech* yang berfungsi sebagai kata ganti benda. Walaupun disebut kata ganti benda, kata yang digantikan ini bisa berupa orang, hewan, ataupun benda. Tidak hanya itu, *pronoun* itu penting adanya guna menghindari pengulangan kata di sebuah kalimat.

Ada 4 jenis Pronoun yang dipelajari dalam kegiatan pembelajaran 2 ini yaitu:

1. Subject Pronoun

Kata ganti subjek mengganti subjek dari sebuah klausa. Dalam bentuk orang ketiga, kata ganti subjek sering digunakan untuk menghindari pengulangan nama subjek. Yang termasuk didalamnya yaitu: I, you, we, they, he, she, it.

2. Object Pronoun

Kata ganti objek digunakan untuk mengganti kata benda yang merupakan objek langsung atau tidak langsung dari sebuah klausa. Yang termasuk didalamnya yaitu: me, you, us, them, him, her, it.

3. Possessive Adjective/Determiner

Kata sifat kepemilikan bukanlah kata ganti, melainkan kata sandang. Namun, kita sebaiknya mempelajari kata sifat kepemilikan saat mempelajari kata ganti karena mirip dengan kata ganti kepemilikan. Kata sifat kepemilikan berfungsi sebagai kata sifat dan diletakkan sebelum kata benda yang dimodifikasi. Kata-kata ini tidak mengganti kata benda seperti kata ganti. Yang termasuk didalamnya yaitu: my, your, our, their, her, his, it.

4. Possessive Pronoun

Kata ganti kepemilikan mengganti kata benda sebagai subjek atau objek dari sebuah klausa. Karena kata benda yang diganti tidak muncul di dalam kalimat, kata benda itu harus jelas diketahui dari konteks. Yang termasuk didalamnya yaitu: Mine, yours, ours, theirs, hers, his, dan its.

D. Penugasan Mandiri

Untuk tugas mandiri, carilah referensi mengenai penggunaan unsur kebahasaan Pronouns dalam ungkapan tindakan memperkenalkan diri atau konteks penggunaan lainnya dari berbagai sumber agar kalian lebih memperkaya pengetahuan dan keterampilan kalian.

Latihlah menggunakan pronouns dengan membuat kalimat-kalimat perkenalan diri dan latihlah cara mengucapkan kalimat-kalimat tersebut. Kalian pasti akan lebih baik dalam keterampilan menulis dan berbicara.

E. Latihan Soal

Practice 1

Use correct subject pronouns. See the words in brackets.

Example: ___ often reads books. (Lisa)

Answer: She often reads books.

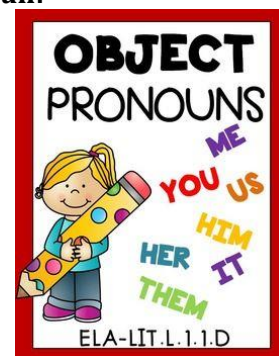
- 1) ___ is dreaming. (George)
- 2) ___ is green. (the blackboard)
- 3) ___ are on the wall. (the posters)
- 4) ___ is running. (the dog)
- 5) ___ are watching TV. (my mother and I)
- 6) ___ are in the garden. (the flowers)
- 7) ___ is riding his bike. (Tom)
- 8) ___ is from Bristol. (Victoria)
- 9) ___ has got a brother. (Diana)
- 10) ___ Have got a computer (Mandy and I)



Practice 2

Change the underlined words into a correct object pronoun!

- 1) The teacher always gives the students homework.
- 2) I am reading the book to my little sister.
- 3) The boys like Sally.
- 4) My father is writing a letter to John.
- 5) I don't know the answer.
- 6) Sally is going to Anne
- 7) Open the window, please.
- 8) Can you tell the people the way to the airport, please?
- 9) The books are for Peter.
- 10) Can you help my brother and me, please?



Practice 3

Fill the blanks with the correct possessive adjective!

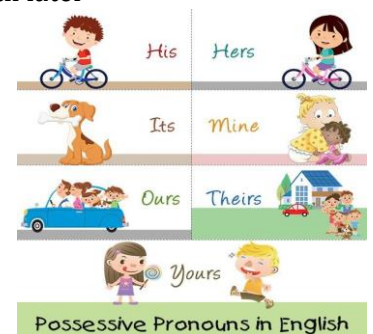
- 1) Joanie is (John and Nancy) ____ daughter.
- 2) Is this Jane's dog? Yes it is ____ dog.
- 3) The dog is chasing ____ own tail.
- 4) Pedro and Isabel are Spanish. ____ family is from Spain.
- 5) Juan is not at school. ____ father took him to the doctor.
- 6) Beatriz is married. She showed us ____ ring today.
- 7) Jose and Maria are dancers. ____ older brother is a singer.
- 8) Pepe and I have an English class together. ____ teacher is Ms. Smith.
- 9) My family has a dog. ____ dog's name is Lady.
- 10) The teacher told me not to bring ____ cell phone to school.



Practice 4

Fill the blanks with the correct possessive pronouns!

- 1) Jane has already eaten her lunch, but John saving ... until later
- 2) Siska's mobile needs to be fixed, but ... is working.
- 3) I have a computer. That computer is ...
- 4) We gave them telephone number, and they gave us ...
- 5) My pencil is broken. Can I borrow ... ?
- 6) I have a dog. That dog is ...
- 7) She has a cat. That cat is ...
- 8) We have a car. That car is ...
- 9) They have a bike. That bike is ...
- 10) He has a key. That key is ...



F. Penilaian Diri

Isilah tabel penilaian diri berikut ini sesuai dengan kondisi sebenarnya!

No	Pernyataan	SS	S	TS	STS
1	Saya berdoa sebelum dan sesudah melakukan kegiatan belajar menggunakan modul ini.				
2	Saya belajar menggunakan modul ini secara terjadwal				
3	Saya mengerjakan modul ini sendiri tanpa bantuan orang lain				
4	Saya sudah memahami unsur kebahasaan Pronoun dalam ungkapan Tindakan memberi dan meminta informasi terkait jati diri dan keluarga (Intorducing myself and others)				
5	Saya dapat mengungkapkan kalimat pertanyaan dan pernyataan menggunakan unsur kebahasaan Pronoun dalam ungkapan Tindakan memberi dan meminta informasi terkait jati diri dan keluarga (Intorducing myself and others)				

- SS : Sangat Setuju TS : Tidak Setuju
 S : Setuju STS : Sangat Tidak Setuju